



RENAULT
Passion for life

All-New
Renault KWID





All-New Renault KWID Has Arrived. Renault has come to conquer the city

Finally, you don't need to choose between a robust car or a compact car. Renault KWID combines the two and merges the practicality of compacts with the characteristics of a genuine SUV, with the highest ground clearance, best driving position, largest interior space, robust and imposing design, along with economy and technology.




Robustness and design of an SUV

With striking lines and dynamic curves, new KWID has the features of an SUV. The high ground clearance, driving position and approach and departure angles of KWID come from the SUV segment. In addition, its robust front grille, its 14" wheels and its mudguards bring a unique design to the category.





SUV characteristics





- Largest boot in its category: **290 L**.
With the seats folded down the space increases to **1,100 L**.
- Most cabin headroom in its category: **898 mm**.
- More rear passenger legroom: **117 mm**.
- Largest glove box in its category: **5 L**.
- Most interior storage space in its segment: **14.8 L**.





Most interior space in its category

The interior space of Renault KWID provides the right mix of modernity and ergonomics. The car is spacious and comfortable for the driver and passengers, including rear seat passengers. With various storage compartments and the largest boot in its category (290 L), everyday storage is more practical and easier.

Technology for performance and economy

With gear change and driving indicator and the new 1.0 Se engine, which is lighter and has reduced internal friction, KWID is the most fuel efficient in its category. With no belt and with electric power steering, it guarantees low consumption and low maintenance costs, ideal for the city or the open road.

CONSUMPTION


PETROL: 15.2 km/L*

POWER OUTPUT

66 BHP (petrol) @ 5,500 rpm

TORQUE

9.4 kgfm (petrol) @ 4,250



*The values shown are the average values in mixed driving.



ECONOMY

- **Lighter weight and less mechanical friction:** the most fuel efficient in its category.
- **Engine with 3 cylinders, 12 valves and no belt,** guaranteeing low consumption and low maintenance costs and longer component life.



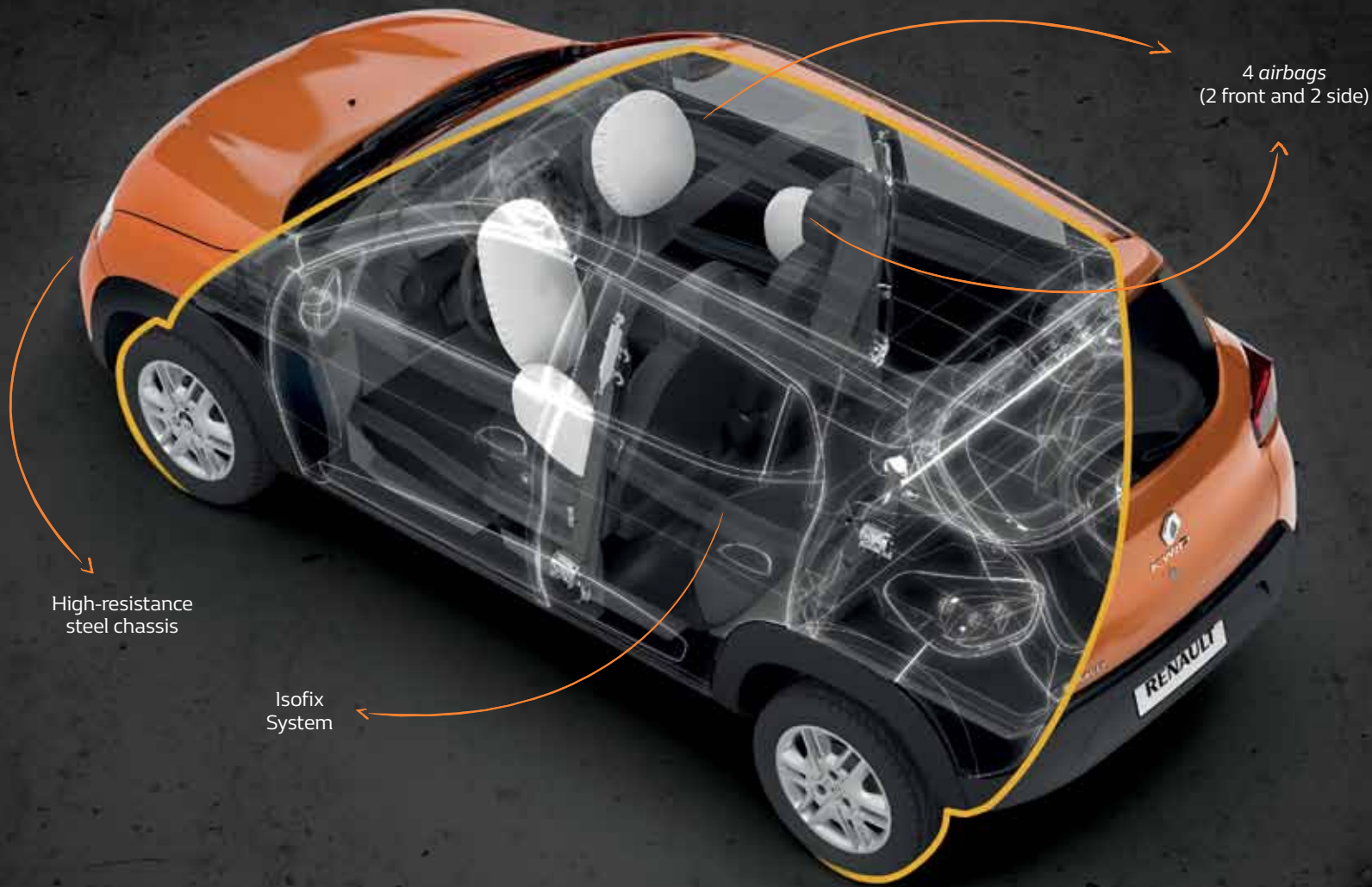
PERFORMANCE

With 66 BHP and weighing only 758 kg, KWID offers **the best power-to-weight ratio, guaranteeing even better performance.**



NEW TECHNOLOGIES

- **Electric power steering:** enables improved driving control and comfort at high and low speeds, besides providing better economy and lower CO₂ EMISSIONS.
- **Driving style and gear change indicator,** which determines the right moment to change gear, optimising fuel consumption.



Safety as standard

KWID innovates in protection: the only one in its category with 4 *airbags* (2 front and 2 side).
With the Isofix system and a reinforced chassis, it guarantees you and your family much greater safety.

Available colours



Ochre Orange



Fire Red



Pearl Black



Star Silver



Snow White



Ivory White

Application



Find out about all the details
of All-New Renault KWID
with enhanced reality.

KWID




KWID inside and out

Open the page and discover the new SUV

Versions

LIFE 1.0 Manual



14" Gunga spoked wheels

EQUIPMENT

- 4 airbags (2 front and 2 side)
- 2 Isofix
- Interior boot latch
- Seatbelt height adjustment for front seats
- Driver's seatbelt visual and audible warning
- Fixed front headrests
- Side rear headrests
- 1/1 folding rear seat
- Rear window defroster
- Electric Power steering
- Passenger side courtesy mirror
- ABS braking
- Driving style indicator
- Air conditioning
- Gear change indicator
- Body colour bumpers
- Driver and passenger sun visors
- Radio fitting
- Black rear view mirrors and handles
- Exterior rear-view mirrors with interior manual adjustment
- 14" steel wheels
- 12 V sockets
- Radio: Bluetooth®, USB, AUX & 2 speakers

ZEN 1.0 Manual + Radio



14" Floriana spoked wheels

EQUIPMENT

LIFE + Version

- Rear safety locks
- Electric power steering
- Rear screen wiper
- Radio: Bluetooth®, USB, AUX
- Day/night interior mirror
- Interior boot carpeting
- Electric windows and locks

INTENSE 1.0 Manual



EQUIPMENT

ZEN + Version

- Electric boot latch
- Central rear headrest
- Seat and steering wheel with personalised design
- Integrated pockets in back of rear seats
- Reversing camera
- Remote control key
- On-board computer
- Ivory white interior fittings
- Chrome fog lights
- Chromed front grille
- Body colour exterior door handles
- Chrome interior door handles
- MEDIA Nav 3.0
- Gloss black electric rear-view mirrors
- 14" Flex Wheels in anthracite grey
- Tachometer



14" GOA Anthracite Flex Wheels

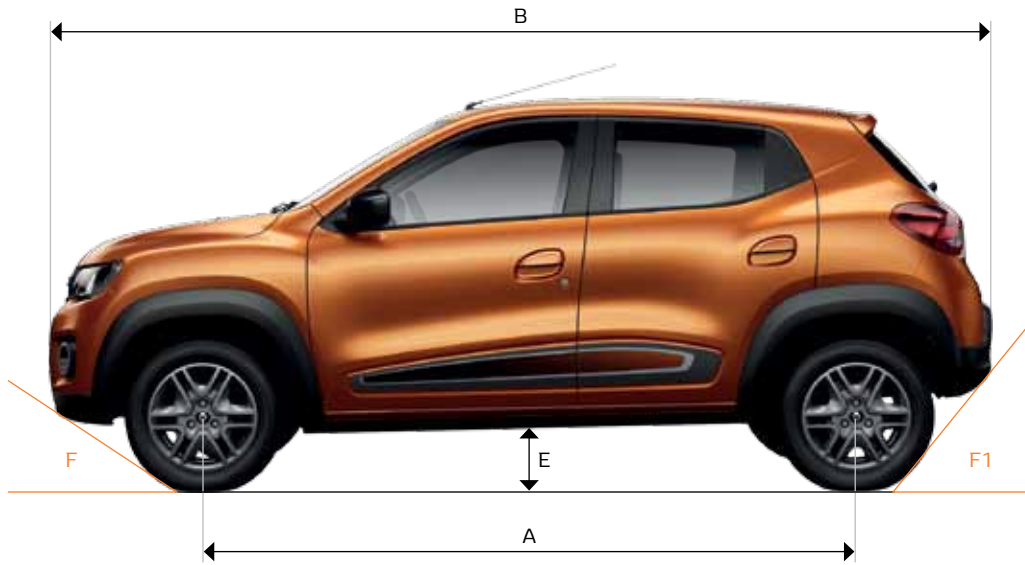
Technical specifications

	Life 1.0 12V Manual	Zen 1.0 12V Manual	Intense Connect Pack 1.0 12V Manual
Architecture	Monocoque construction, one-box, 5 passengers, 5 doors		
Engine	Four-stroke, three-cylinder in-line, 12 valve, multi-point injection, dual fuel and pressurised water cooling		
Maximum power (ABNT)	66 BHP (petrol) @ 5,500 rpm		
Maximum torque (ABNT)	9.4 kgfm (petrol) @ 4,250		
Engine capacity	999 cm ³		
Tyres/wheels	Steel spoked wheels / 165/70 R14 tyres		
Front suspension	MacPherson strut, lower triangular links, telescopic hydraulic shock absorbers and coil springs.		
Rear suspension	Rear suspension comprising solid axle, coil springs and telescopic vertical hydraulic shock absorbers		
Brakes	ABS system with solid front disks and rear drums		
Mechanical steering	-	-	-
Electric power steering	Electric power steering	Electric power steering	-
Gearbox	Manual, 5-speed		
Gear ratios	1st 3.769:1		
	2nd 2.048:1		
	3rd 1.290:1		
	4th 0.949:1		
	5th 0.791:1		
Fuel tank	38 litres		
Boot	290 litres		
Useful load	375 kg		
Kerb weight	758 kg	779 kg	786 kg
Acceleration, 0-100 km/h	15.5 s (petrol)		
Maximum speed	152 km/h (petrol)		
Consumption	15.2 km/L (petrol)*		

- = not available

*The values shown are the average values in mixed driving.

Dimensions



VOLUME (litres)

Boot volume	290
-------------	-----

DIMENSIONS (mm)

A	Wheelbase	2,423
B	Length	3,680
C	Width (excluding mirrors)	1,579
D	Height	1,474
E	Ground clearance	180

ANGLES (degrees)

F	Approach angle	24
F1	Departure angle	40

Equipment and options

	Life 1.0 12V Manual	Zen 1.0 12V Manual	Intense Connect Pack 1.0 12V Manual
DESIGN			
Body colour bumpers	•	•	•
Body colour exterior mirrors and door handles	-	-	•
Black mirrors and handles	•	•	-
Interior boot carpeting	-	•	•
14" steel wheels with 165/70 R14 tyres	•	•	-
14" Flex Wheels	-	-	•
SAFETY & DRIVEABILITY			
4 airbags (2 front and 2 side)	•	•	•
2 Isofix	•	•	•
Seatbelt height adjustment for front seats	•	•	•
Driver's seatbelt visual and audible warning	•	•	•
Rear window defroster	•	•	•
Mechanical steering	-	-	-
Electric power steering	•	•	•
Fog lights	-	-	•
ABS Braking	•	•	•
Rear screen wiper	-	•	•
Electric rear view mirrors	-	-	•
Exterior rear-view mirrors with interior manual adjustment	•	•	•
Day/night interior rear-view mirror	-	•	•
Electric windows and locks	-	•	•

	Life 1.0 12V Manual	Zen 1.0 12V Manual	Intense Connect Pack 1.0 12V Manual
COMFORT			
Central rear headrest	-	-	•
Fixed front headrests	•	•	•
Side rear headrests	•	•	•
Air-conditioning	-	•	•
1/1 folding rear seat	•	•	•
Pockets integrated in back of rear seats	-	-	•
On-board computer	-	-	•
Passenger side courtesy mirror	•	•	•
Driver and passenger sun visors	•	•	•
Rev Meter	-	-	•
Tachometer	-	-	•
12 V sockets	•	•	•
TECHNOLOGY AND CONNECTIVITY			
2 speakers	-	•	•
Reversing camera	-	-	•
Remote control key	-	-	•
Driving style indicator	•	•	•
Gear change indicator	•	•	•
Radio fitting	•	•	-
Continental 2DIN Radio (Bluetooth®, USB, AUX)	-	•	-
MEDIA Nav 3.0	-	-	•

• = standard | - = not available | O = optional

Accessories Pack



Other accessories

- Reversing camera
- Boot carpet
- Wind deflectors
- Cup holder
- Front door sill
- Mobile phone support



14" alloy wheels

All-New
Renault KWID





Renault reserves the right to change its vehicles' specifications without prior notice. For more information, consult your dealer. Photos for advertising purposes.